




# SUMMER SCAVENGER HUNT


Go for an adventure and see what you can find!



A BIRD



A PINK FLOWER



A BUTTERFLY



A YELLOW BIKE

A SMOOTH  
STONE

A BRIDGE



A FLUFFY  
CLOUD



A  
SUNFLOWER



A BEE

A GREEN  
GATE



AN APPLE  
TREE

A FEATHER

# BUILD YOUR OWN STORY

Have fun creating your own story!

Use this story generator to get some ideas to help you decide WHO it is about, WHERE it is set and WHEN it is taking place.

It will also need a plot, this means you should think about WHAT will happen in your story. Plan a beginning a middle and an end. It might also be helpful to decide if your story will have a twist (this means will something unexpected happen in it).

IT MIGHT HELP TO THINK ABOUT WHO YOU ARE WRITING ABOUT - WHAT DO YOU LIKE OR DISLIKE ABOUT THEM? HOW ARE THEY SIMILAR/DIFFERENT TO YOU?

YOU CAN TRY USING THESE WORDS TO LINK YOUR STORY TOGETHER: 'FIRST, THEN, NEXT, FINALLY'

# STORY GENERATOR

Use a pen or pencil to circle the words that you would like to use in your story

## WHO?

YOUNG/ OLD  
BOY/ GIRL/  
DOG/CAT/LION/ GHOST  
DINOSAUR/ UNICORN  
FUNNY/ HAIRY/ FLUFFY  
INVISIBLE/SCARY/FUNNY  
/ CHEEKY/FRIENDLY/SHY  
/ KIND / BRAVE

## WHAT?

AN ADVENTURE  
AN EXPLOSION  
A DISCOVERY  
A FRIENDSHIP  
A RESCUE MISSION  
A HOLIDAY  
A FIRST DAY  
A TRIUMPH  
SOMETHING FUNNY

## WHERE?

THE BEACH  
AT SCHOOL  
A DISTANT PLANET  
A FARAWAY LAND  
AT SEA  
ON THE MOON  
DEEP IN THE FOREST  
ON THE SPACESHIP  
AT A PARTY

## WHEN?

ONE SUNNY DAY  
A LONG, LONG TIME AGO  
IN THE FUTURE  
DURING THE SUMMER  
HOLIDAYS  
ONE WINDY DAY  
ON THEIR BIRTHDAY  
IN THE MIDDLE OF THE  
NIGHT

# WRITE YOUR STORY

A large white rounded rectangle with rounded corners, intended for writing a story. It is centered on the page and occupies most of the vertical space.

# DRAW YOUR OWN MAP

Where will your map take you? To a treasure chest, a magical land, or to your local park?



# MAKE YOUR OWN PUPPET SHOW



**Use an empty cardboard box to create your own puppet theatre**

**(Ask a grown up to help you with the cutting!)**





Flatten out the box and cut a large rectangle out of one of the sides

If your box has writing on it, turn it inside out.

You can decorate your theatre with pens or paints, or with collage if you have any interesting scraps of magazines or old wrapping paper that you can stick on to it.

Decorate the faces below and attach to pieces of string or (clean) recycled lollipop sticks to create your puppets

Once your puppets are ready and the theatre is made, decide on the story you are going to perform and find an audience to perform to!




# MINI BINGO / MEMORY GAME

Ask your grown up to help you by cutting up the cards on this page, and the strips of icons on the page below.

**To play mini bingo** you will need 3- 5 players, shuffle the cards and turn them upside down. The caller will turn the cards one by one and name the icon on the card, players must match the card to an icon on their strip. The first player to match all icons wins.

**To play the memory game**, shuffle all cards and turn them face down. Select one strip of icons and attempt to find a matching card to all of the icons on your strip. When you find a matching card, keep it upturned but if you select a card that doesn't match you must turn it over again.







STRIP 1

STRIP 2

STRIP 3

STRIP 4

